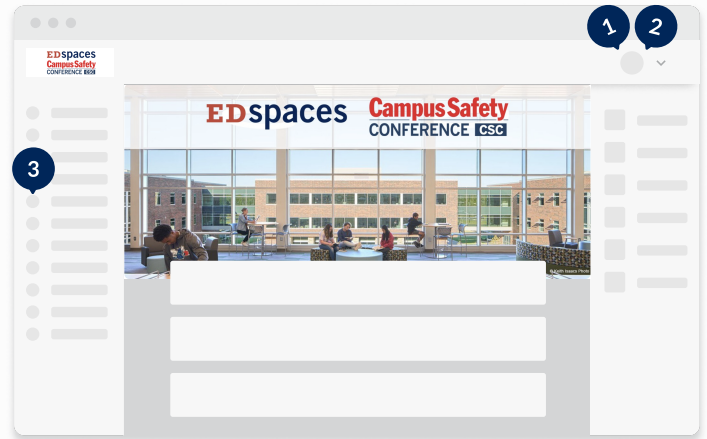


Maximize your time at EDspaces/ CSC



1 Update your Profile

Make the best first impression with a profile picture and powerful headline.

NAVIGATION

Edit Profile

Manage My Availability

Account Settings

MORE

2 Manage your Availability

Prevent unnecessary rescheduling and meeting conflicts.

Range of daily availability ?

All times shown in Event Local Time

00:00 to 24:00

Event Days

Edit Availability

☒ Monday - April

Done

Select the times that you are **unavailable** on this day

from 11:00 to 12:00

from Select to Select

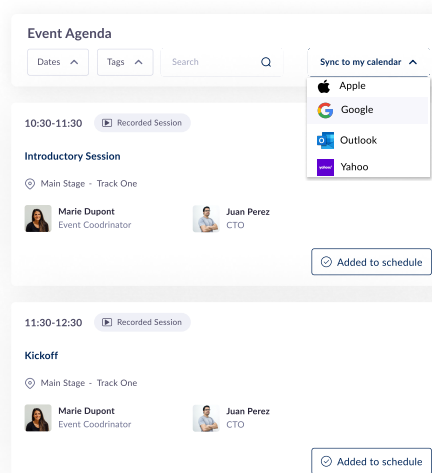
☒ Tuesday - April

3 Build your Event Experience

- Expand your network by reviewing your AI-powered recommendations and exploring profile lists. Connect by sending meeting invites or showing interest in profiles.
- Explore the agenda to further customize your event experience

PRO TIP

Subscribe to your calendar to add confirmed meetings and bookmarked sessions to your calendar



Recommended for you



Daria Danilina
Visitor - London, UK - Booth 232
Summer Associate at Balderton Capital, MBA at London Business School, formerly Dropbox & HSBC.

Meet Interested Skip

Potential Handshake
John is interested in meeting you

Looking to meet
Venture Capital, Automotive Industry, Government Service Providers and Software Developers

Interested in
Artificial Intelligence, Multi Agent Systems and Natural Language Processing

Common Connections
Steffan Eilay, John Doe and Pablo Fernandez

Common Industry
Daria also works in Computer Software

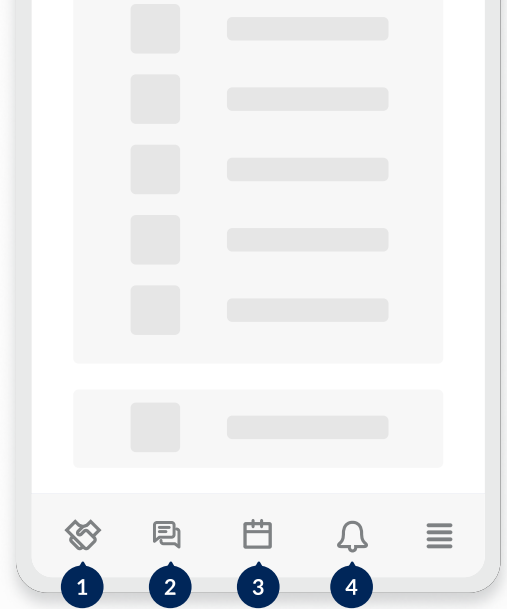
Common connections



We've carefully crafted this guide to help you harness the full potential of our web-based platform to prepare for the event. Scan the QR code or [click here](#) for more in-depth resources.



The EDspaces/ CSC Mobile App



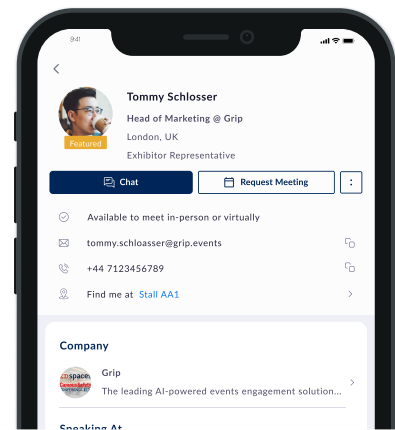
1 Discover the event

Your central hub for the event. Access essential information and personalized content.



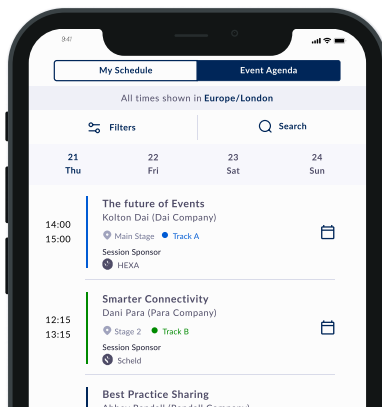
2 Chat with connections

Ensure you've made a connection or confirmed a meeting to initiate chats.



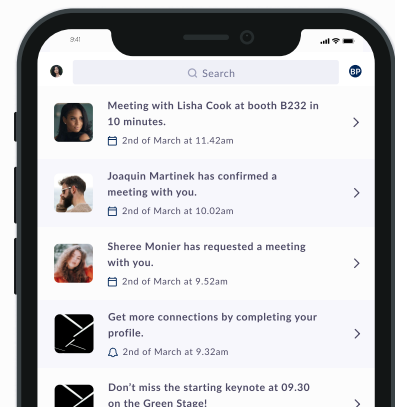
3 Follow your schedule

Keep track of your day. Note: Adding sessions to your schedule doesn't reserve seats—arrive early!



4 Get notified

Never miss an update or opportunity! Turn on your notifications to be reminded of meetings and to receive event updates.



We've carefully crafted this guide to help you harness the full potential of our event mobile app during the event. Scan the QR code or [click here](#) for more in-depth resources.



What to do after EDspaces/CSC

Personal Exports

Download your connections and accepted meetings for a seamless transition back to your day-to-day.

