



UNLOCK YOUR

LIBRARY'S FULL POTENTIAL WITH FLEXIBLE DESIGN

Meet the Team



Zak Hermans // Spacesaver Corporation
Vertical Market Manager, Education/Libraries



Emily McGinnis // KI
K-12 Market Manager



Course Description

Libraries are transforming into collaborative spaces that enhance student engagement and learning outcomes. Although stacks of books may not be the focal point of many libraries, they must have accessible collections for students and educators while also offering space for tutoring and learning centers, makerspaces, collaboration areas, and technology – all to help support various learning styles. This session will explore effective strategies to utilize furniture, fixtures, and equipment to reduce the amount of space being used for book storage, contribute to LEED and LEVEL by BIFMA certifications, and fundamentally reshape spaces to enhance the student experience in primary, secondary, and higher education.

Learning Objectives



1. Trends & Challenges

Gain awareness of trends and challenges impacting library design and space planning across educational institutions. Specifically, why libraries are reducing their book stacks and how they are repurposing space to meet the changing needs of their institution both now and in the future.



3. Identify FF&E

Identify furniture, fixtures, and equipment that create flexibility and reduce space used for book storage and positively impact student outcomes.



2. Impact of Future Space

Learn about the future of library spaces, the evolving role of libraries, and the impact of emerging technology.



4. Wellness & Sustainability


Understand how design can help contribute to LEED and LEVEL by BIFMA certification efforts in adaptively reused buildings and new construction.



INTRODUCTION

What was the school library like when you were in school?

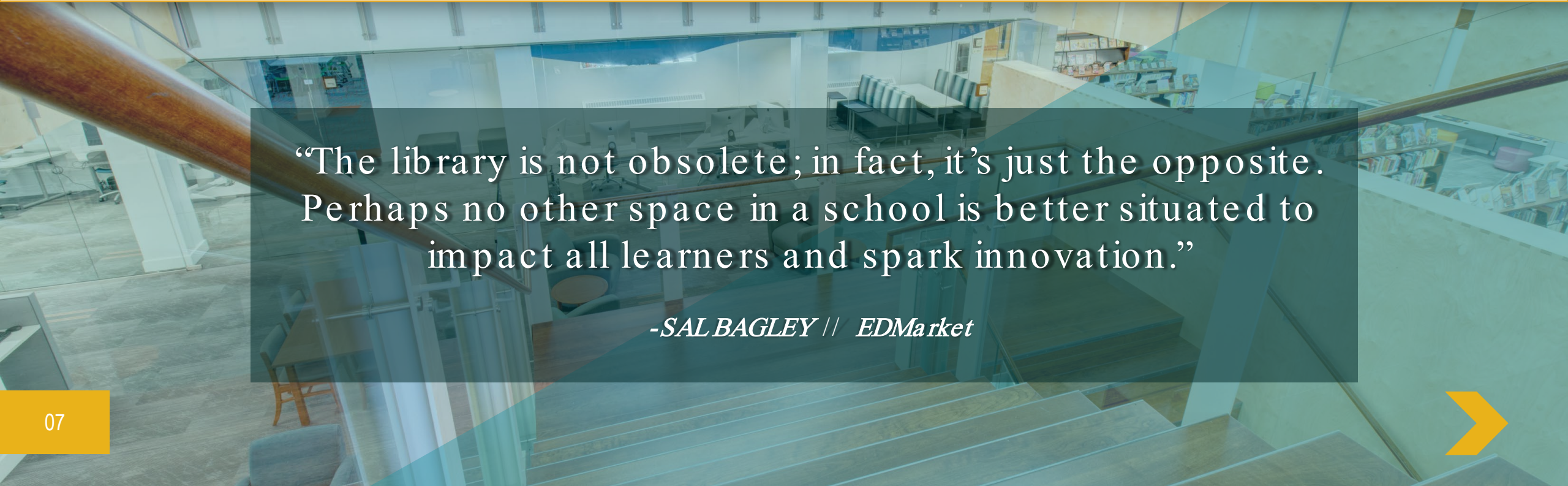




History of the Library

INTRODUCTION

What is a library today?



“The library is not obsolete; in fact, it’s just the opposite. Perhaps no other space in a school is better situated to impact all learners and spark innovation.”

-SAL BAGLEY // EDMarket





Library's of today

- Often called Media Centers/Learning Commons
- Can include Makerspaces
- Temple of Knowledge
- Have Accessible Collections/Books
- Gathering/Meeting Places
- Collaborative Areas
- Individual Spaces
- Quiet Areas
- Technology Access
- Community Outreach


Student Expectations

Students Today have Expectations of the library space:

- Access to technology and printing
- Meeting spaces for group/individual work
- Conversation/Social Spaces & Quiet Spaces
- Makerspaces
- Private workstations
- Comfortable and welcoming to all
- Books & research
- Digital scholarship
- Signature spaces



Libraries are a Hub



QUESTION:

How do we meet student expectations with library design?



Media Centers:

Traditional and Contemporary



Books



Technology



Accessibility
To Collection / To Power



Meeting Spaces



Group Study



Collaboration
Area



Conversation
Zones



Classrooms



Provide
Resources



QUESTION:

What do you think a makerspace is?

A photograph of a makerspace. In the foreground, a student is working on a model of a building. In the background, a student is standing next to a whiteboard with a drawing of a dress. The room is filled with tables, chairs, and various materials.

“We are born makers. We move what we’re learning from our heads to our hearts through our hands.”

-BRENÉ BROWN // Researcher, Author, and Storyteller

Makerspace Engagement

Stem Labs

E-Sports

Media
Production
Rooms

Arts



Makerspace Environment

Not a one-size
fits-all
approach

Size Variation

Supply
Storage

Maker Project
Storage



Aesthetics:



Lighting



Color



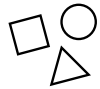
Balance



Pattern



Biophilic



Shape



QUESTION:

How do we create these spaces throughout libraries while keeping print material accessible?



Creating Flexibility:

Movable Furniture



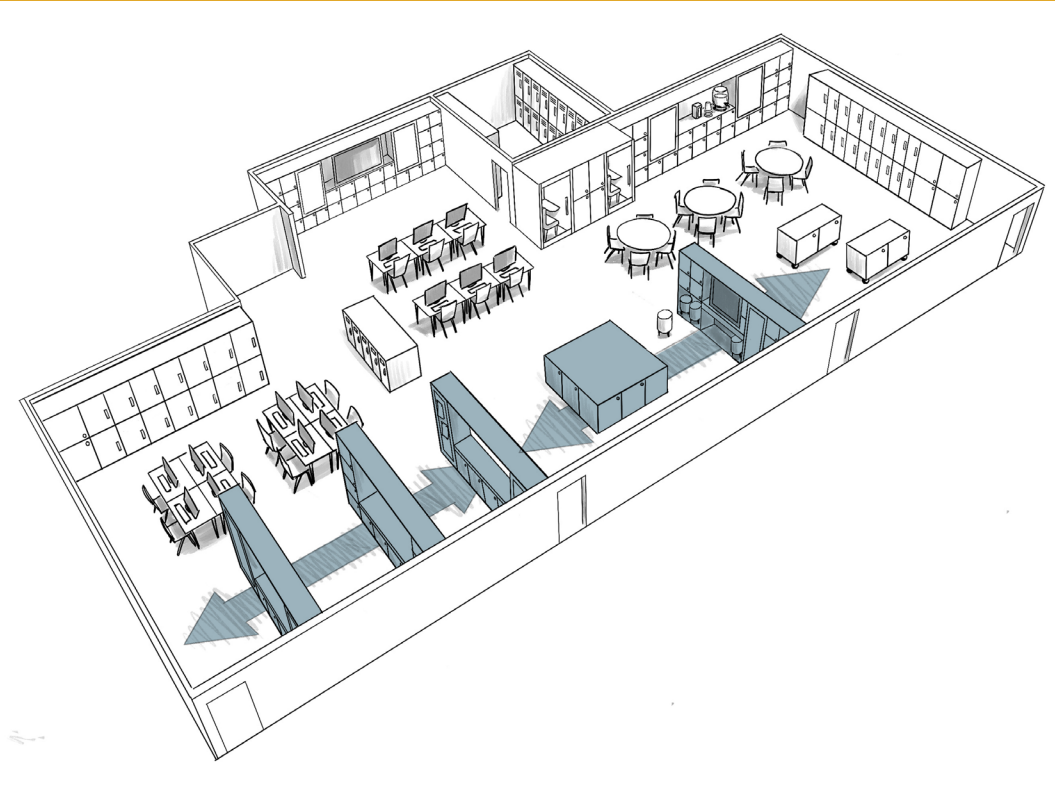
Chairs



Shelving



Creating Flexibility: Movable Walls



Creating Flexibility: High-Density Mobile Storage



Condense Book
Collections



Free Up Space for
Programming





Emphasize Design
Through End Panels

UNLOCK YOUR LIBRARY'S FULL POTENTIAL WITH FLEXIBLE DESIGN

CASE STUDIES

Harper College

KI & SPACESAVER SOLUTIONS




UNLOCK YOUR LIBRARY'S FULL POTENTIAL WITH FLEXIBLE DESIGN

CASE STUDIES

Anacostia Library

SPACESAVER SOLUTIONS



UNLOCK YOUR LIBRARY'S FULL POTENTIAL WITH FLEXIBLE DESIGN

CASE STUDIES

Lewis and Clark

Public Library in Helena, MT



UNLOCK YOUR LIBRARY'S FULL POTENTIAL WITH FLEXIBLE DESIGN

CASE STUDIES

Morton West Freshman Academy



WRAP UP

QUESTIONS



LET'S KEEP IN TOUCH

THANK YOU!

Please take some time to fill out the Edspaces:EDsessions Evaluation →

